



Atrium Aventura

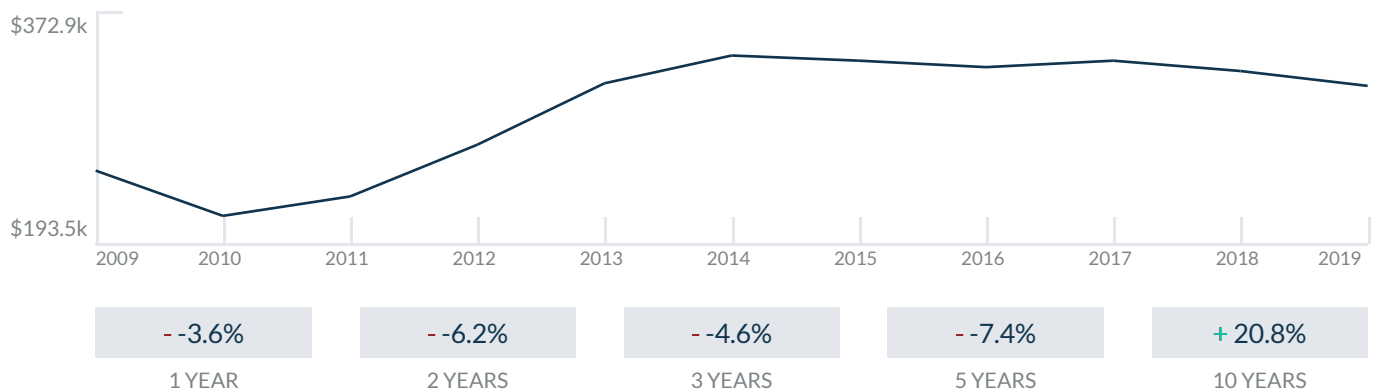
3131 NE 188th St
Aventura, FL 33180

Every month we compile this comprehensive market report focus on Atrium Aventura in this convenient and easy to read format. Our datas comes from more than six different sources including MLS Associations, County Offices and Financial Institutions. Get this report for free every month on our website atriumaventuracondosforsale.com.

Property Stats

POSTAL CODE 33180

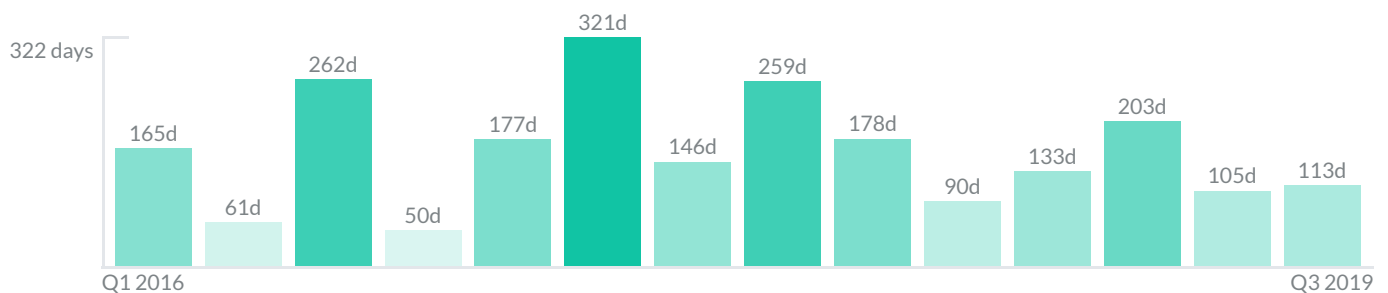
The property stats graph represents the median price evolution since ten years in your postal code area.



Similar Properties

DAYS ON THE MARKET

Everyday 3 months we monitor how many days it takes for similar properties to be sold. This is also a good indicator to know when to buy or sale!

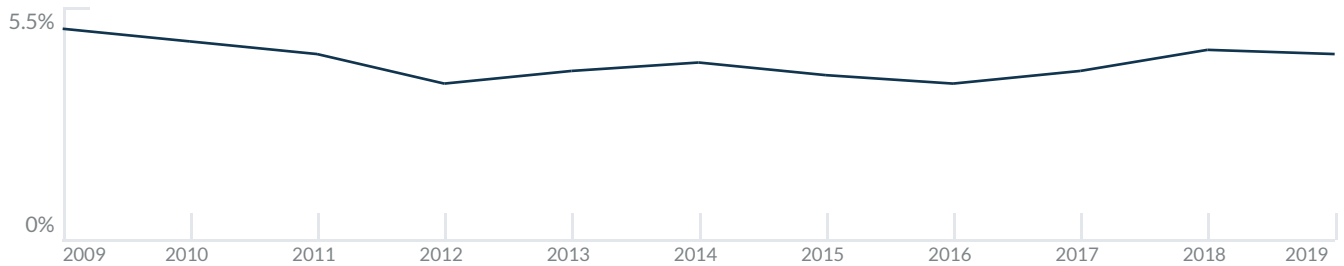


Mortgage Rates

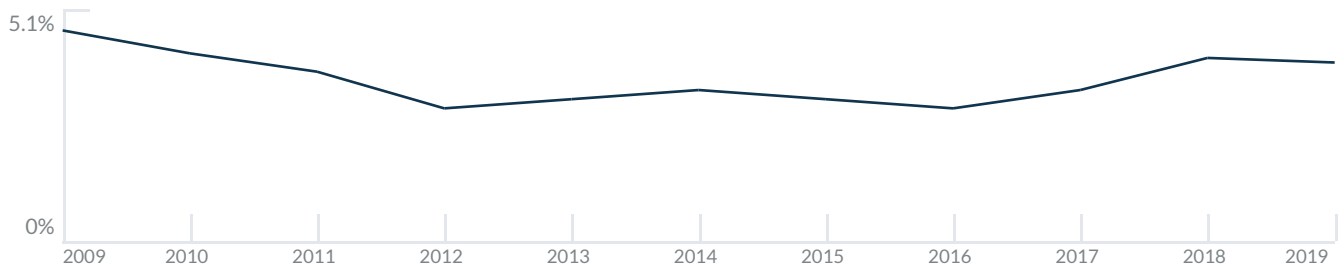
PER YEAR

Understanding mortgage economics is important when you want to buy with a loan. Below is the historical yearly average mortgage rates in the Unites States retrieved from Freddie Mac©

30 YEARS FIXED 4.4%



15 YEARS FIXED 3.9%



5/1-YEAR ADJUSTABLE 3.9%



Schools

CLOSEST

Having good schools nearby is important if you have kids or plan to rent or sell your home. Ratings are retrieved from the leading independent and nonprofit GreatSchools©

ELEMENTARY SCHOOL
Aventura City Of Excellence School
10/10

MIDDLE SCHOOL
Gulfstream Middle School
6/10

HIGH SCHOOL
Hallandale High School
3/10

Insights

IN ATRIUM AVENTURA







Below the average listing prices of available unit per property type.



Activity

SOLD OR RENTED

Below the latest transactions reported by the local MLS Association for Atrium Aventura

 <p>\$2,600</p> <p>UNIT 1-609</p> <p>RENTED JUN 2019</p> <p>2 Bath 2 Bed</p>	 <p>\$450,000</p> <p>UNIT 1-1004</p> <p>SOLD JAN 2019</p> <p>2 Bath 2 Bed</p>	 <p>\$3,400</p> <p>UNIT 2-508</p> <p>RENTED JUN 2019</p> <p>2 Bath 3 Bed</p>
 <p>\$3,590</p> <p>UNIT 1-1212</p> <p>RENTED MAR 2019</p> <p>2 Bath 3 Bed</p>	 <p>\$4,000</p> <p>UNIT PH2-1202</p> <p>RENTED MAY 2019</p> <p>2 Bath 3 Bed</p>	 <p>\$459,000</p> <p>UNIT 2-805</p> <p>SOLD FEB 2019</p> <p>2 Bath 2 Bed</p>

Sold

LAST 20 PROPERTIES SOLD IN ATRIUM AVENTURA

Unit	Price	Beds/Baths	\$/Sqft	Sqft	Buying Date	Days on Market
1-1004	\$450,000	2/2	\$284.6	1,581	Jul 2019	113
2-805	\$459,000	2/2	\$320.5	1,432	May 2019	81
2-903	\$560,000	2/2	\$352.2	1,590	Apr 2019	129
1-PH12	\$635,000	3/2	\$352.8	1,800	Mar 2019	224
2-510	\$378,999	2/2	\$305.4	1,241	Feb 2019	181
21213	\$368,500	2/2	\$305.8	1,205	Nov 2018	234
2-1214	\$388,000	2/2	\$322.0	1,205	Oct 2018	32
2-807	\$605,000	3/2	\$336.5	1,798	Sep 2018	45
2-1107	\$569,000	3/2	\$316.5	1,798	Aug 2018	156
2-1102	\$799,000	3/2	\$439.5	1,818	Aug 2018	103
1-605	\$474,900	2/2	\$331.6	1,432	Jul 2018	56
1-309	\$369,000	2/2	\$247.5	1,491	May 2018	178
2-904	\$570,000	2/2	\$360.5	1,581	Dec 2017	73
1-302	\$1,140,000	4/4	\$362.0	3,149	Nov 2017	445
2501	\$695,000	3/2	\$382.3	1,818	Aug 2017	50
2-305	\$519,000	3/3	\$295.6	1,756	Aug 2017	242
1-1110	\$397,000	2/2	\$319.9	1,241	Jun 2017	109
PH 1-...	\$510,000	2/2	\$423.2	1,205	Apr 2017	533
1603	\$520,000	2/2	\$327.0	1,590	Mar 2017	177
1-306	\$750,000	3/3	\$281.7	2,662	Nov 2016	50

Rented

LAST 20 PROPERTIES RENTED IN ATRIUM AVENTURA

Unit	Price	Beds/Baths	\$/Sqft	Sqft	Rented Date	Days on Market
1-609	\$2,600	2/2	\$2.1	1,241	Aug 2019	42
2-508	\$3,400	3/2	\$1.9	1,798	Jul 2019	10
1-1212	\$3,590	3/2	\$2.0	1,800	Jul 2019	90
PH2-...	\$4,000	3/2	\$2.0	2,000	Jun 2019	45
1-603	\$2,900	2/2	\$1.8	1,590	May 2019	115
2-906	\$2,950	2/2	\$1.9	1,578	May 2019	103
1-701	\$3,050	3/2	\$1.7	1,818	May 2019	1
1-907	\$3,350	3/2	\$1.9	1,798	Apr 2019	77
2-1210	\$3,400	2/3	\$2.0	1,692	Apr 2019	46
2-605	\$3,200	2/2	\$2.2	1,432	Mar 2019	40
2-1103	\$2,995	2/2	\$1.9	1,590	Mar 2019	65
2-607	\$3,200	3/2	\$1.8	1,798	Mar 2019	225
1-801	\$3,400	3/2	\$1.9	1,818	Feb 2019	131
1-1007	\$3,550	3/2	\$2.0	1,798	Feb 2019	99
2-1214	\$2,500	2/2	N/A	N/A	Jan 2019	19
1-710	\$2,350	2/2	\$1.9	1,241	Jan 2019	111
1-708	\$3,300	3/2	\$1.8	1,798	Dec 2018	115
PH2-...	\$4,000	3/2	\$2.0	2,000	Nov 2018	29
1-509	\$2,350	2/2	\$1.9	1,241	Nov 2018	3
2-910	\$2,350	2/2	\$1.9	1,241	Oct 2018	63

Currently Listed

ACTIVE LISTINGS 1/2

Unit	Price	Beds/Baths	\$/Sqft	Sqft	Listing Date	Owner
1-1202	\$799,000	3/2	\$439.5	1818	Jan 2017	YAN ZELENER...
1-809	\$415,000	2/2	\$334.4	1241	Sep 2018	N/A
1-1007	\$769,000	3/2	\$427.7	1798	Nov 2018	N/A
1-609	\$412,000	2/2	\$332.0	1241	Apr 2019	N/A
1-1204	\$595,000	2/3	\$346.3	1718	Mar 2019	N/A
1-602	\$875,000	3/2	\$481.3	1818	May 2019	N/A
1-1205	\$699,000	2/3	\$370.8	1885	Jun 2019	N/A
1-508	\$4,000/mth	3/2	\$2.2	1798	Jun 2019	N/A
1-907	\$665,000	3/2	\$369.9	1798	Jun 2019	N/A
1-607	\$665,000	3/2	\$369.9	1798	Jul 2019	N/A
1-903	\$535,000	2/2	\$336.5	1590	Jul 2019	N/A
1-909	\$398,500	2/2	\$321.1	1241	Jul 2019	N/A
1-607	\$900/mth	1/1	\$0.5	1798	Jul 2019	N/A
1-802	\$598,000	3/2	\$328.9	1818	Jul 2019	N/A
2-504	\$545,000	2/2	\$344.7	1581	Mar 2015	N/A
2-605	\$460,000	2/2	\$321.2	1432	Jun 2017	ARGENIS J HE...
2-809	\$2,950/mth	2/2	\$2.4	1241	Jun 2019	N/A
2-304	\$987,000	3/3	\$350.1	2819	Mar 2019	N/A
2-1207	\$615,000	2/2	\$351.2	1751	Mar 2019	N/A
2-606	\$490,000	2/2	\$310.5	1578	May 2019	N/A

Currently Listed

ACTIVE LISTINGS 2/2

Unit	Price	Beds/Baths	\$/Sqft	Sqft	Listing Date	Owner
2-1204	\$3,100/mth	2/3	\$1.8	1718	Jun 2019	N/A
2-1215	\$2,600/mth	2/2	\$2.0	1313	Jul 2019	N/A
2-1109	\$2,650/mth	2/2	\$2.1	1241	Jul 2019	N/A
2-1006	\$2,950/mth	2/2	\$1.9	1578	Aug 2019	N/A
2-503	\$459,000	2/2	\$288.7	1590	Aug 2019	N/A
2-1110	\$415,000	2/2	\$334.4	1241	Sep 2019	N/A
2803	\$529,000	2/2	N/A	N/A	Aug 2019	N/A