



Atrium Aventura

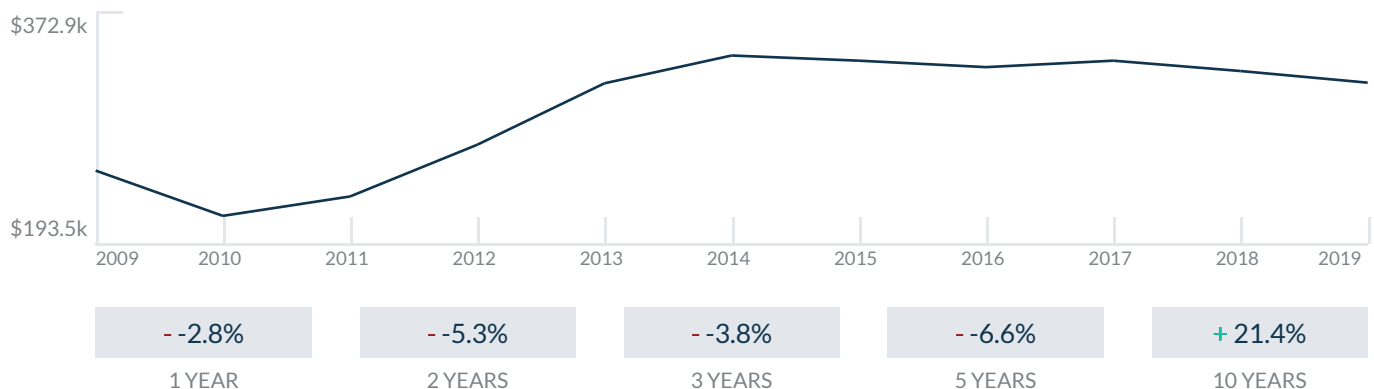
3131 NE 188th St
Aventura, FL 33180

Every month we compile this comprehensive market report focus on Atrium Aventura in this convenient and easy to read format. Our datas comes from more than six different sources including MLS Associations, County Offices and Financial Institutions. Get this report for free every month on our website atriumaventuracondosforsale.com.

Property Stats

POSTAL CODE 33180

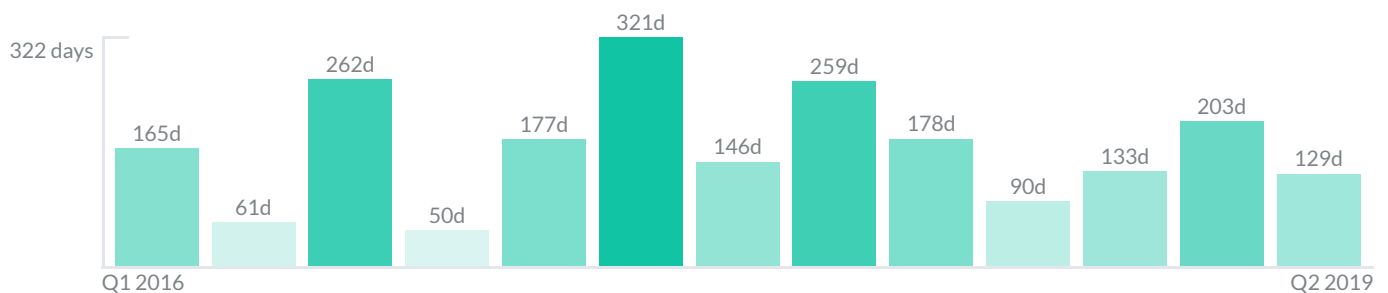
The property stats graph represents the median price evolution since ten years in your postal code area.



Similar Properties

DAYS ON THE MARKET

Everyday 3 months we monitor how many days it takes for similar properties to be sold. This is also a good indicator to know when to buy or sale!



Mortgage Rates

PER YEAR

Understanding mortgage economics is important when you want to buy with a loan. Below is the historical yearly average mortgage rates in the Unites States retrieved from Freddie Mac©

30 YEARS FIXED 4.4%



15 YEARS FIXED 3.9%



5/1-YEAR ADJUSTABLE 3.9%



Schools

CLOSEST

Having good schools nearby is important if you have kids or plan to rent or sell your home. Ratings are retrieved from the leading independent and nonprofit GreatSchools©

ELEMENTARY SCHOOL
Aventura City Of Excellence School
10/10

MIDDLE SCHOOL
Gulfstream Middle School
6/10

HIGH SCHOOL
Hallandale High School
3/10

Insights

IN ATRIUM AVENTURA

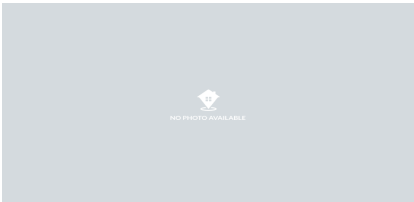

















Below the average listing prices of available unit per property type.



Activity

SOLD OR RENTED

Below the latest transactions reported by the local MLS Association for Atrium Aventura

 <p>\$3,050  2  3</p> <p>UNIT 1-701 RENTED APR 2019</p>	 <p>\$3,400  3  2</p> <p>UNIT 2-1210 RENTED FEB 2019</p>	 <p>\$3,350  2  3</p> <p>UNIT 1-907 RENTED JAN 2019</p>
 <p>\$560,000  2  2</p> <p>UNIT 2-903 SOLD OCT 2018</p>	 <p>\$3,200  2  2</p> <p>UNIT 2-605 RENTED FEB 2019</p>	 <p>\$2,995  2  2</p> <p>UNIT 2-1103 RENTED DEC 2018</p>

Sold

LAST 20 PROPERTIES SOLD IN ATRIUM AVENTURA

Unit	Price	Beds/Baths	\$/Sqft	Sqft	Buying Date	Days on Market
2-903	\$560,000	2/2	\$352.2	1,590	Apr 2019	129
1-PH12	\$635,000	3/2	\$352.8	1,800	Mar 2019	224
2-510	\$378,999	2/2	\$305.4	1,241	Feb 2019	181
21213	\$368,500	2/2	\$305.8	1,205	Nov 2018	234
2-1214	\$388,000	2/2	\$322.0	1,205	Oct 2018	32
2-807	\$605,000	3/2	\$336.5	1,798	Sep 2018	45
2-1107	\$569,000	3/2	\$316.5	1,798	Aug 2018	156
2-1102	\$799,000	3/2	\$439.5	1,818	Aug 2018	103
1-605	\$474,900	2/2	\$331.6	1,432	Jul 2018	56
1-309	\$369,000	2/2	\$247.5	1,491	May 2018	178
2-904	\$570,000	2/2	\$360.5	1,581	Dec 2017	73
1-302	\$1,140,000	4/4	\$362.0	3,149	Nov 2017	445
2501	\$695,000	3/2	\$382.3	1,818	Aug 2017	50
2-305	\$519,000	3/3	\$295.6	1,756	Aug 2017	242
1-1110	\$397,000	2/2	\$319.9	1,241	Jun 2017	109
PH 1-...	\$510,000	2/2	\$423.2	1,205	Apr 2017	533
1603	\$520,000	2/2	\$327.0	1,590	Mar 2017	177
1-306	\$750,000	3/3	\$281.7	2,662	Nov 2016	50
1501	\$699,900	3/2	\$385.0	1,818	Sep 2016	49
2-1108	\$699,000	3/2	\$388.8	1,798	Aug 2016	488

Rented

LAST 20 PROPERTIES RENTED IN ATRIUM AVENTURA

Unit	Price	Beds/Baths	\$/Sqft	Sqft	Rented Date	Days on Market
1-907	\$3,350	3/2	\$1.9	1,798	Apr 2019	77
2-1210	\$3,400	2/3	\$2.0	1,692	Apr 2019	46
2-605	\$3,200	2/2	\$2.2	1,432	Mar 2019	40
2-1103	\$2,995	2/2	\$1.9	1,590	Mar 2019	65
2-607	\$3,200	3/2	\$1.8	1,798	Mar 2019	225
1-801	\$3,400	3/2	\$1.9	1,818	Feb 2019	131
1-1007	\$3,550	3/2	\$2.0	1,798	Feb 2019	99
2-1214	\$2,500	2/2	N/A	N/A	Jan 2019	19
1-710	\$2,350	2/2	\$1.9	1,241	Jan 2019	111
1-708	\$3,300	3/2	\$1.8	1,798	Dec 2018	115
PH2-...	\$4,000	3/2	\$2.0	2,000	Nov 2018	29
1-509	\$2,350	2/2	\$1.9	1,241	Nov 2018	3
2-910	\$2,350	2/2	\$1.9	1,241	Oct 2018	63
1606	\$2,600	2/2	\$1.6	1,578	Oct 2018	7
2-504	\$3,300	2/2	\$2.1	1,581	Sep 2018	127
1-502	\$3,700	3/2	\$2.0	1,818	Aug 2018	33
2-1204	\$3,400	2/3	\$2.0	1,718	Jul 2018	123
2-805	\$2,990	2/2	\$2.1	1,432	Jul 2018	37
11005	\$2,899	2/2	\$2.0	1,432	Jun 2018	81
2-909	\$2,550	2/2	\$2.1	1,241	May 2018	86

Currently Listed

ACTIVE LISTINGS 1/2

Unit	Price	Beds/Baths	\$/Sqft	Sqft	Listing Date	Owner
PH2-...	\$4,000/mth	3/2	\$2.0	2000	May 2019	N/A
1-1202	\$870,000	3/2	\$478.5	1818	Jan 2017	YAN ZELENER...
1-809	\$415,000	2/2	\$334.4	1241	Sep 2018	N/A
1-1007	\$769,000	3/2	\$427.7	1798	Nov 2018	N/A
1-806	\$599,000	2/2	\$379.6	1578	Feb 2019	N/A
1-603	\$2,900/mth	2/2	\$1.8	1590	Feb 2019	N/A
1-910	\$2,800/mth	2/2	N/A	N/A	Mar 2019	N/A
1-802	\$690,000	3/2	\$379.5	1818	May 2019	N/A
1-1212	\$3,850/mth	3/2	\$2.1	1800	Mar 2019	N/A
1-609	\$450,000	2/2	\$362.6	1241	Apr 2019	N/A
1-1204	\$650,000	2/3	\$378.3	1718	Mar 2019	N/A
1-1210	\$3,200/mth	2/3	\$1.9	1692	Mar 2019	N/A
1-907	\$665,000	3/2	\$369.9	1798	Apr 2019	N/A
1-608	\$647,000	3/2	\$359.8	1798	May 2019	N/A
1-608	\$4,400/mth	3/2	\$2.4	1798	May 2019	N/A
1-602	\$875,000	3/2	\$481.3	1818	May 2019	N/A
2-504	\$545,000	2/2	\$344.7	1581	Mar 2015	N/A
2-605	\$515,000	2/2	\$359.6	1432	Jun 2017	ARGENIS J HE...
2-507	\$599,000	3/2	\$333.1	1798	Jul 2018	GUIDO SCHA...
2-801	\$690,000	3/2	\$379.5	1818	Sep 2018	N/A

Currently Listed

ACTIVE LISTINGS 2/2

Unit	Price	Beds/Baths	\$/Sqft	Sqft	Listing Date	Owner
2-705	\$475,000	2/2	\$316.7	1500	Nov 2018	N/A
2-704	\$3,500/mth	2/2	\$2.2	1581	Jan 2019	N/A
2-306	\$1,580,000	4/3	\$499.4	3164	Feb 2019	N/A
2-304	\$987,000	3/3	\$350.1	2819	Mar 2019	N/A
2-304	\$5,500/mth	3/3	\$2.0	2819	Mar 2019	N/A
2-1207	\$639,000	2/2	\$364.9	1751	Mar 2019	N/A
2-306	\$6,300/mth	4/3	\$2.0	3164	Apr 2019	N/A